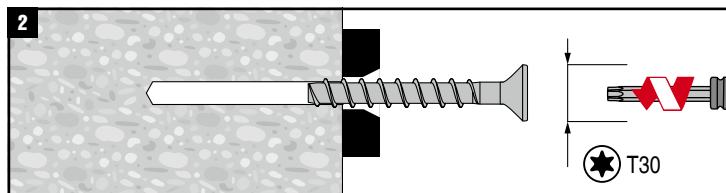
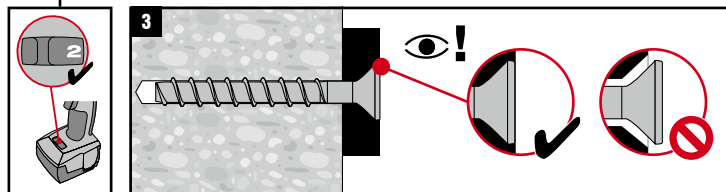
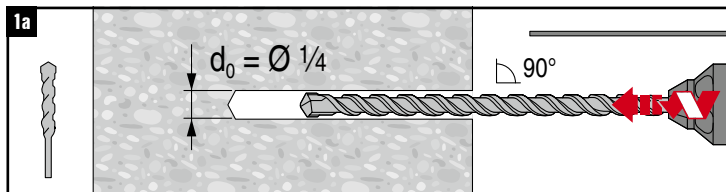


KWIK HUS-EZ C SS316	$h_1^*$	$t_{fix}$
$\frac{1}{4} \times 2$	$2\frac{3}{8} - t_{fix}$	$\frac{1}{8} \dots \frac{3}{8}$
$\frac{1}{4} \times 2\frac{1}{2}$	$2\frac{7}{8} - t_{fix}$	$\frac{1}{8} \dots \frac{7}{8}$
$\frac{1}{4} \times 3$	$3\frac{3}{8} - t_{fix}$	$\frac{1}{8} \dots \frac{1}{2}$



2.1			
SID 4-A22	✓	✓	✓
SIW 6AT-A22	✓	✓	✓



\*For non-hole cleaning installation (steps 1a or 1b), make sure to drill deep enough to achieve  $h_1$ , taking into account the depth of debris remaining in the hole.